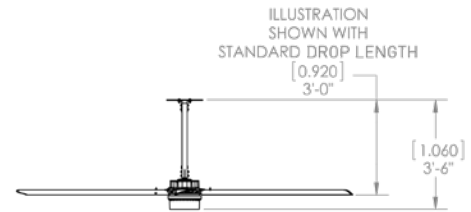


# AirVolution-D3

## STANDARD FEATURES

- Clearcoat anodized airfoil blades with centrifugal cooling
- Forward, reverse, variable speed
- Rated for indoor and outdoor use
- Safety Components: safety cable, Fixed Angle Mount with guy wires, blade retainer links
- Guardian Drive for advanced performance and circuit protection



## STEP 1: DIAMETERS

Item #	Diameter	Qty
P410	10 ft / 3.05 m	
P412	12 ft / 3.66 m	
P414	14 ft / 4.27 m	
P416	16 ft / 4.88 m	
P418	18 ft / 5.49 m	
P420	20 ft / 6.10 m	
P424	24 ft / 7.32 m	

## STEP 2: VOLTAGE

Item #	Diameter	Qty
2301-MA	208-240V Single Phase, 50/60 Hz, 10 ft- 16 ft	
2303-MA	208-240V Three Phase, 50/60 Hz, 10 ft- 16 ft	
2503-MA	208-240V Three Phase, 50/60 Hz, 18 ft-24 ft	

## STEP 3: MOUNTING

Item #	Options	Qty
60-50102-00	Fixed Angle Mount with I-beam Hardware Kit	
60-50121-00	AVD Universal Mount with I-beam Hardware Kit	
60-40041-00	Glulam Hardware Kit (for Fixed Angle Mount or AVD Universal Mount)	

## STEP 4: CONTROLS

Item #	Description	Qty
30-90308-00	Digital Remote Assembly	
30-04030-00	Controller 30*	
30-10010-00	AirLynk - BacNet*	
30-10011-00	AirLynk - LonWorks*	
30-04009-00	AirEffect (up to 4 zones)**	

\*Applicable for deduction per fan ordered  
 \*\*Only available for Controller 30 (Not Included)

# AirVolution-D3

## STEP 5: STOCK DROP LENGTHS

Item #	Length (ft/in)	Length (m)	Qty
50-x0200-02*	2 ft	0.61 m	
50-x0300-02	3 ft	0.91 m	
50-x0400-02	4 ft	1.22 m	
50-x0500-02	5 ft	1.52 m	
50-x0600-02	6 ft	1.83 m	
50-x0700-02	7 ft	2.13 m	
50-x0800-02	8 ft	2.44 m	
50-x0900-02	9 ft	2.74 m	
50-x1000-02	10 ft	3.05 m	
50-xftin-02**	Customization fee		

x = **3** for Fixed Angle Mount,  
or **9** for AVD Universal Mount

ft = length in **feet** (i.e. 04 for 4 feet, 10 for 10 feet)

in = length in **inches** (i.e. 05 for 5 inches, 10 for 10 inches)

\*2 ft is the shortest allowed drop length for AVD3-430. Lengths shorter than the standard drop length are not recommended and will **not work** for some fan diameters. Consult MacroAir for more details.

To order custom Drop Length or length greater than 10 ft please call MacroAir.

**DROP LENGTH is the distance from fan mounting point to the blades.**

**AirVolution-D3** fans can only be connected with a single-piece of custom length drop tube.

Measure the distance from the fan's mounting point down to the desired fan blade position and provide this information with the fan order to receive the correct custom drop length.

**For custom drop lengths, order a length longer and MacroAir will cut it down to the requested length. Estimated lead time is 10 business days.**

## OPTIONAL: POWDER COATING

Item #	Diameter	Estimated Lead Time	Qty
60-30010-02	10 ft / 3.05 m	15 business days	
60-30012-02	12 ft / 3.66 m	15 business days	
60-30014-02	14 ft / 4.27 m	15 business days	
60-30016-02	16 ft / 4.88 m	15 business days	
60-30018-02	18 ft / 5.49 m	15 business days	
60-30020-02	20 ft / 6.07 m	15 business days	
60-30024-02	24 ft / 7.32 m	15 business days	

### Special Finishes

Mounting hardware & drop length	All Diameters	15 business days	
Hub Cover	All Diameters	15 business days	

xx = ft, fan diameter (i.e. 10 for 10 ft, 16 for 16 ft)

For powder coating colors, please refer to Appendix A.

Do you have a custom color in mind? Custom powder coating is available for all our blades, mounts and drop lengths.

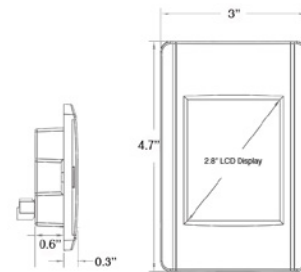
## ADDITIONAL OPTIONS

Item #	Description	Qty
60-41002-00	AVD 550/780, AVD3 Light Kit	

# AirVolution-D3



- Works with all MacroAir fan models (Except Z Series)
- Simple and intuitive control
- Easy ground-level troubleshooting and diagnostics



Features	Digital Touchpad Remote
Qty	
Item #	30-90308-00
# Fans Controlled	1 fan
Display	2.8 TFT
Resolution	240x320x16 pixels
Backlight life time	20,000 hours
Backlight brightness	160 cd/m2
Shock	IEC 60068-2-27
Vibration	IEC 60068-2-6
Rating (front)	IP 40 / NEMA 1
Weight (incl. enclosure)	375 g
Communication Protocol	RS 485
Power Supply	24V from fan
Size (incl. enclosure)	91.2 x 135.5 x42.0
Operating Temperature	-4° to 158°F / -20° to +70°C
Storage Temperature	-22° to 176°F / -30° to +80°C


**Note:** Only one type of fan control can be used: Controller 30, Digital Remote Assembly, Analog Remote Assembly or AirLynk.

# AirVolution-D3



## STANDARD FEATURES

- Provides a single point for individual or group fan control
- Enables run time, scheduling, grouping, and fan naming
- Secure remote login to controller via smart device or computer
- Optional automode available with AirEffect
- Password protection capabilities for scheduling, naming, and temperature/humidity



Features	Controller 30
Qty	
Item #	30-04030-00
# Fans Controlled	30 fans
Display	10.1" (16:9), TFT-LCD with LED backlight
Resolution	1024x600 pixels
Backlight life time	50000 hours
Backlight brightness	500 cd/m2
Shock	15g, half-sine, 11ms according to IEC60068-2-27
Vibration	1g, according to IEC 60068-2-6, Test Fc
Sealing front	IP65, NEMA 4X/ 12 and UL Type 4X/ 12
Sealing back (excl. enclosure)	IP20
Weight (incl. enclosure)	10 lb / 4.5 kg
Communication Protocol	MODBUS RS485
Ethernet Port	2x100 Mbit
USB Port	2
Power Supply	110-240 V
Size (incl. enclosure)	10.7 x 13.0 x 3.7 in (W x H x D) / 272 x 330 x 84 mm (W x H x D)
Operating Temperature	14° to 140°F / -10° to +60°C
Storage Temperature	-4° to 158°F / -20° to +70°C
Languages	English, Spanish, French, Malay

**Note:** Only one type of fan control can be used: Controller 30, Digital Remote Assembly, or AirLynk.

# AirVolution-D3

## BASIC SPECIFICATIONS

AIRFOIL DIAMETER	10ft	12ft	14ft	16ft	18ft	20ft	24ft
Airfoil Style	7.375" Extruded Anodized Aluminum Airfoil						
Number of Airfoils	3						
<b>PERFORMANCE</b>							
Max Speed	166 RPM	135 RPM	118 RPM	91 RPM	87 RPM	81 RPM	63 RPM
Recommended Spacing*	55 ft [16.8 m]	60 ft [18.3 m]	70 ft [21.3 m]	75 ft [22.9 m]	80 ft [24.4 m]	90 ft [27.4 m]	95 ft [29 m]
Max Affected Area	5200 ft <sup>2</sup> [483 m <sup>2</sup> ]	6,700 ft <sup>2</sup> [622 m <sup>2</sup> ]	8,900 ft <sup>2</sup> [827 m <sup>2</sup> ]	9,600 ft <sup>2</sup> [892 m <sup>2</sup> ]	12,600 ft <sup>2</sup> [1,171 m <sup>2</sup> ]	15,400 ft <sup>2</sup> [1,431 m <sup>2</sup> ]	17,000 ft <sup>2</sup> [1,579 m <sup>2</sup> ]
Sound Level dBA at Max Speed**	56	55	54	52	52	54	51
Sound Level dBA at Half Speed**	41	40	37	34	39	39	45
<b>HANGING REQUIREMENTS</b>							
Hanging Weight	129 lb [58.5 kg]	133 lb [60.3 kg]	137 lb [62.1 kg]	141 lb [64 kg]	145 lb [65.8 kg]	149 lb [67.6 kg]	162 lb [73.5 kg]
Max Torque	16 lbf/ft [22 Nm]	22 lbf/ft [30 Nm]	29 lbf/ft [39 Nm]	32 lbf/ft [43 Nm]	42 lbf/ft [57 Nm]	53 lbf/ft [72 Nm]	53 lbf/ft [72 Nm]
Max Thrust in Reverse	7 lbs [3.2 kg]	10 lbs [4.5 kg]	13 lbs [5.9 kg]	15 lbs [6.8 kg]	19 lbs [8.6 kg]	22 lbs [10 kg]	20 lbs [9.1 kg]
<b>MOTOR AND DRIVE TRAIN</b>							
Motor Type	Gearless Direct Drive						
Equivalent Horsepower Rating	1.05 HP						
Operating Temp Range	16°F [-10C°] - 140 F° [60C°]						
Control Panel Dimensions and Rating	12" x 12" x 8", NEMA 1						
<b>MAX AMP DRAW</b>							
208-240 VAC Single Phase	24A					N/A	
208-240 VAC Three Phase	14.9A					23.8A	
<b>POWER AND CONTROLS</b>							
Power Source	Single Phase or Three Phase [208-240] VAC +/-5%, 50/60 Hz						
Control Options	Digital Touchpad, MacroAir Controller 4, 10, 20, 30, AirLynk - BacNet / LonWorks						
<b>INSTALLATION</b>							
Mounting Hardware	Fixed Angle Mount						
Drop Length	In addition to the standard drop length supplied, optional drop lengths are available in 1ft increments; all drop lengths require guy wires						
<b>RATINGS AND COMPLIANCE</b>							
Fire and Sprinkler	NFPA Compliant						
Outdoor Rating***	Rated for outdoor use						

\*For spacing between fan units based on the dimensions of a specific space please refer to <https://macroairfans.com/airviz>.

\*\*Sound testing taken with the sensor 5 ft above the ground and 20 ft from the center of the fan at 20 ft high.

\*\*\*Applicable to the fan unit only, does not include controller, control panel and accessories.

## Fan Placement & Clearance

